

# MISS Scheme



## Fund Update

for the Scheme year ended  
31 March 2024

This fund update was first made publicly available on 25 June 2024.

### What is the purpose of this update?

This document tells you how the MISS Scheme (**Scheme**) has performed and what fees were charged. The document will help you to compare the Scheme with other funds. The trustees of the MISS Scheme prepared this update in accordance with the Financial Markets Conduct Act 2013. This information is not audited and may be updated.

### Description of this fund

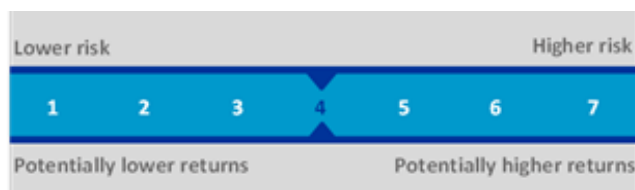
The Scheme targets a 40% allocation to growth assets (equities, listed property, and listed infrastructure) and a 60% allocation to income assets (fixed interest and cash and cash equivalents). The investment performance objective of the Scheme is to achieve a return, after tax and investment expenses, that exceeds inflation by 1.25% per annum over the longer term (10 years). Over a rolling three-year period, the investment objectives of the Scheme are to:

- achieve a Scheme return, before tax and investment expenses, that exceeds the composite benchmark return by 1.0% per annum
- achieve a return in each asset class, before tax and investment expenses, that exceeds the relevant benchmark index return.

Total value of the Scheme	\$95,262,489
Number of investors in the Scheme	1783
The date the Scheme started	31 July 1991

### What are the risks of investing?

#### Risk indicator for the Scheme



The risk indicator is rated from 1 (low) to 7 (high). The rating reflects how much the value of the Scheme's assets goes up and down. A higher risk generally means higher potential returns over time, but more ups and downs along the way.

To help you clarify your own attitude to risk, you can seek financial advice or work out your risk profile at [www.sorted.org.nz/tools/investor-profiler](http://www.sorted.org.nz/tools/investor-profiler).

Note that even the lowest category does not mean a risk-free investment, and there are other risks that are not captured by this rating.

This risk indicator is not a guarantee of a fund’s future performance. The risk indicator is based on the returns data for the five year period to 31 March 2024. While risk indicators are usually relatively stable, they do shift from time to time. The risk indicator will continue to be updated in future fund updates.

See the product disclosure statement (PDS) for more information about the risks associated with investing in the Scheme.

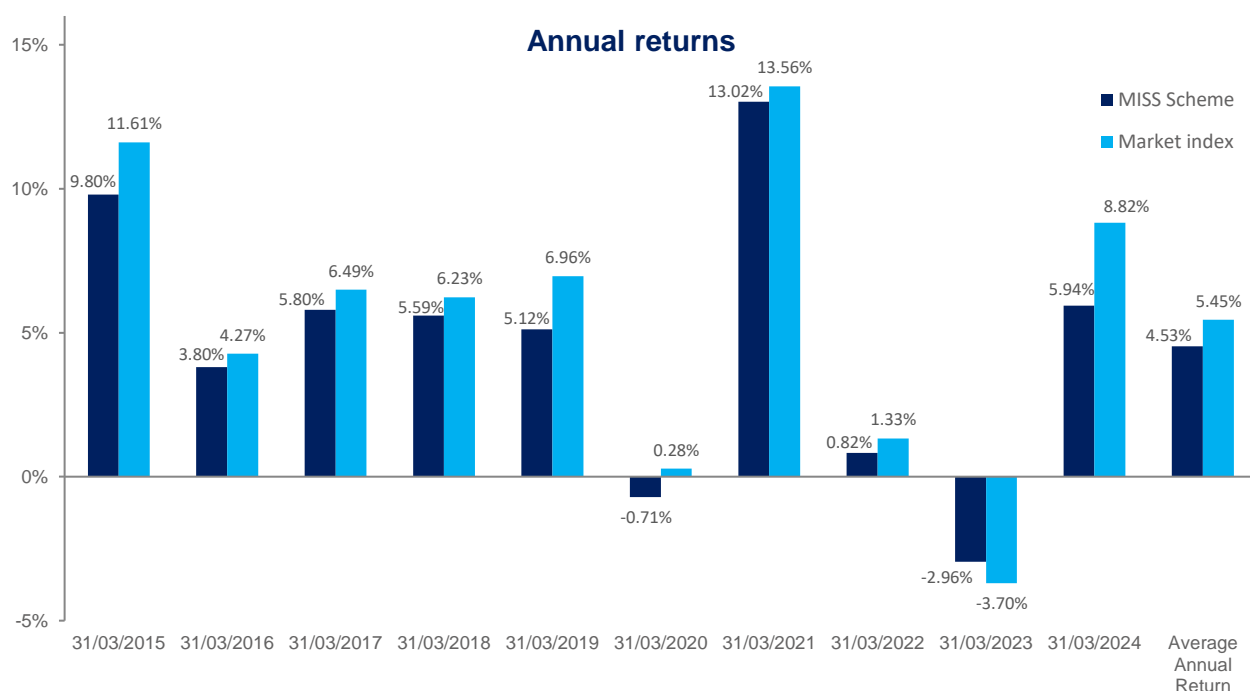
### How has the fund performed?

	Average over past 5 years	Past year
<b>Annual return<sup>1</sup></b> (after deductions for charges and tax)	3.07%	5.94%
<b>Annual return<sup>1</sup></b> (after deductions for charges but before tax)	3.53%	6.90%
<b>Market index annual return</b> (reflects no deduction for charges and tax)	3.86%	8.82%

The market index annual return is the strategic asset allocation weighted benchmark index return, where the benchmark indices are defined in the Statement of Investment Policy and Objectives.

Additional information about the market index is available on the offer register at:

[www.disclose-register.companiesoffice.govt.nz](http://www.disclose-register.companiesoffice.govt.nz).



This shows the return after fund charges and tax for each of the last 10 years ending 31 March. The last bar shows the average annual return for the last 10 years, up to 31 March 2024<sup>1</sup>.

**Important:** This does not tell you how the Scheme will perform in the future.

## What fees are investors charged?

Investors in the Scheme are charged fund charges. In the year to 31 March 2024 these were:

	Percentage of net asset value
<b>Total fund charges</b>	0.81%
Which are made up of:	
<b>Total management and administration charges</b>	0.81%
Including -	
Manager's basic fee	0.38%
Other management and administration charges	0.43%
<b>Total performance-based fees</b>	0.00%

	Dollar amount per investor or description of how charge is calculated
<b>Other charges</b>	
Administration fee	The administration fee is recalculated each month so that the total administration fees deducted cover the monthly fees payable to Mercer (N.Z.) Limited. The administration fees charged for the year ended 31 March 2024 were \$211.33.
Insurance premium	\$250.20 per annum, which is payable by investors who have life insurance cover under the Scheme.

Investors may also be charged individual action fees for specific actions or decisions (for example, for making a withdrawal from the Scheme). See the PDS on the offer register at [www.disclose-register.companiesoffice.govt.nz](http://www.disclose-register.companiesoffice.govt.nz) for more information about those fees.


### Example of how this applies to an investor

Small differences in fees and charges can have a big impact on your investment over the long term.

Mary had \$10,000 in the Scheme at the start of the year and did not make any further contributions. At the end of the year, Mary received a return after fund charges were deducted of \$594 (that is 5.94% of her initial \$10,000). Mary also paid \$461.53 in other charges. This gives Mary a total return after tax of \$132.47 for the year.<sup>2</sup>

## What does the fund invest in?

Actual investment mix	Target investment mix
This shows the types of assets that the Scheme invests in.	This shows the mix of assets that the Scheme generally intends to invest in.



### Top 10 investments

Asset name	% of Scheme net asset value	Type	Country	Credit rating
ANZ Investments Global Equities	22.19%	International equities	NZ	N/A
ANZ Investments NZ Bonds	13.82%	New Zealand fixed interest	NZ	N/A
Wellington International Bonds	13.19%	International fixed interest	NZ	N/A
PIMCO International Bonds	12.88%	International fixed interest	NZ	N/A
ANZ Cash	10.05%	Cash and cash equivalents	NZ	N/A
Harbour Enhanced Cash	9.93%	Cash and cash equivalents	NZ	N/A
Nikko AM Core Equity	8.49%	Australasian equities	NZ	N/A
Mercer Listed Infrastructure	4.60%	Other <sup>3</sup>	NZ	N/A
Mercer Listed Property	4.85%	Listed property	NZ	N/A

The total value of the above individual assets is 100% of the net asset value of the Scheme.

### Currency hedging

- International equities: 50.00% hedged, after tax
- International Listed Property and Infrastructure, and International Fixed Interest: 100.00% hedged, after tax
- Hedging of Australian currency exposure within Australasian equities is at the investment manager's discretion.

## Key personnel

Name	Current position	Time in current position	Previous or other current position	Time in previous or other current position
Garth Gregory	Investment Consultant, Mercer (N.Z.) Limited	16 years and 5 months	Analyst, AMP Capital	1 year and 0 months
Mark Brown	Head of Fixed Income, Harbour Asset Management	5 years and 1 month	Fixed Income Portfolio Manager, Harbour Asset Management	8 years and 2 months
Bruce McLachlan	Chief Executive Officer, Fisher Funds	7 years and 3 months	Chief Executive, The Co-operative Bank	4 years and 10 months
Padraig Brown	Chief Investments Officer, Mercer (N.Z.) Limited	1 year and 8 months	Head of Real Estate Investment Management, Mercer Australia (Pty) Ltd	11 years and 0 months
George Crosbie <sup>4</sup>	Chief Investments Officer, ANZ Investments	0 years and 3 months	Head of Portfolio Investments, NZ Super Fund	13 years and 0 months

## Further information

You can also obtain this information, the PDS for the Scheme, and some additional information from the offer register at [www.disclose-register.companiesoffice.govt.nz](http://www.disclose-register.companiesoffice.govt.nz).

## Notes

1. The Scheme returns shown include any allocations made from the Scheme's Reserve Account.
2. The other charges are deducted from an investor's Post-1 April 2008 Subsidy Account, being the account to which employer contributions are credited, or if there are insufficient funds in that account, from the investor's Member Account. Except where there are insufficient funds in the Post-1 April 2008 Subsidy Account, the other charges will not be deducted from the return applied to the investor's Member Account.
3. 'Other' consists of listed infrastructure assets.
4. George Crosbie has not been named in a previous Fund Update for the Scheme.